



AT-AM4-4060-18XC

Active Multiplier x4, 40-60GHz Pout=+18dBm

Active X4, 40-60GHz Broadband, High Power +18dBm, 1.85mm



Description:

AT-AM4-4060-18XC is a broadband frequency multiplier. The multiplier has an input frequency of 10-15 GHz with a typical output +18dBm from 40-60GHz.

The integrated input and output buffers deliver high output power at a low drive level. The multiplier also has a typical harmonic suppression. The input port is SMA female, and the output is 1.85 mm Female. Other port configurations are available under different requirement.

For more information, please visit www.atmicrowave.com

Feature

- ✓ Frequency: 40-60GHz
- ✓ Pout: +18dBm typical
- ✓ Input: 10-15GHz
- ✓ Low Harmonics

Application

- ✓ 28/39GHz 5G Communication
- ✓ Test Equipment
- ✓ ROF (RF Over Fiber)
- ✓ Radar System

Electronical Specifications:

Parameter	Min	Typical	Max
Input Frequency	10GHz		15GHz
Input Power	+0	+3dBm	+6
Multiplier Factor		X4	
Output Frequency	40GHz		60GHz
Output Power	+16dBm	+18dBm	
X3/X5 Suppression vs X4 Pout		-20dBc	
Drain Voltage		+5V	+8V
Current		500mA	
Spec Temp		25C	





AT-AM4-4060-18XC

Active Multiplier x4, 40-60GHz Pout=+18dBm

Mechanical Information

Item	Description
Input Port	SMA Female
Output Port	1.85mm Female
Case Material	Copper
Finish	Gold Plated
Package Sealing	Epoxy Sealed
Weight (Without Heatsink)	80g
Size:	See outline

Absolute Maximum Ratings Table

Parameter	Value
Drain Supply	+13V
RF Input Power	+15dBm
Operating Temperature	-20 to +70C
Storage Temperature	-65 to +180C

Note: -40 to 85C operating Temp range is available according to request.

Notes:

- ✓ Datasheet may be changed according to update of MMIC, Raw materials , process, and so on.
- ✓ This data is only for reference, not for guaranteed specifications.
- ✓ Please contact AT Microwave team to make sure you have the most current data.

Part Number Selection Guide

Item	Description
PN	Stand Module with DC Power Supply
PN-LCBT	L ow Cost, C ompact B ench- T op, +220V Supply with AC/DC Adapter

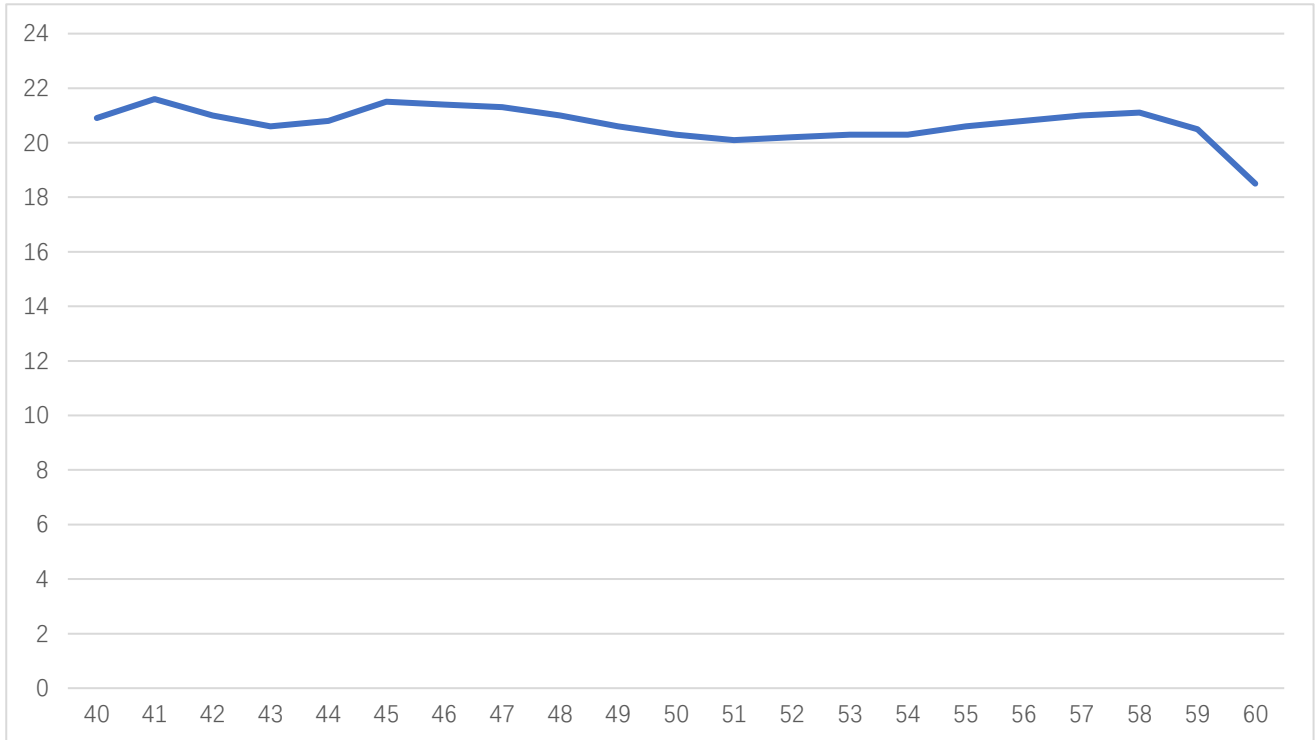




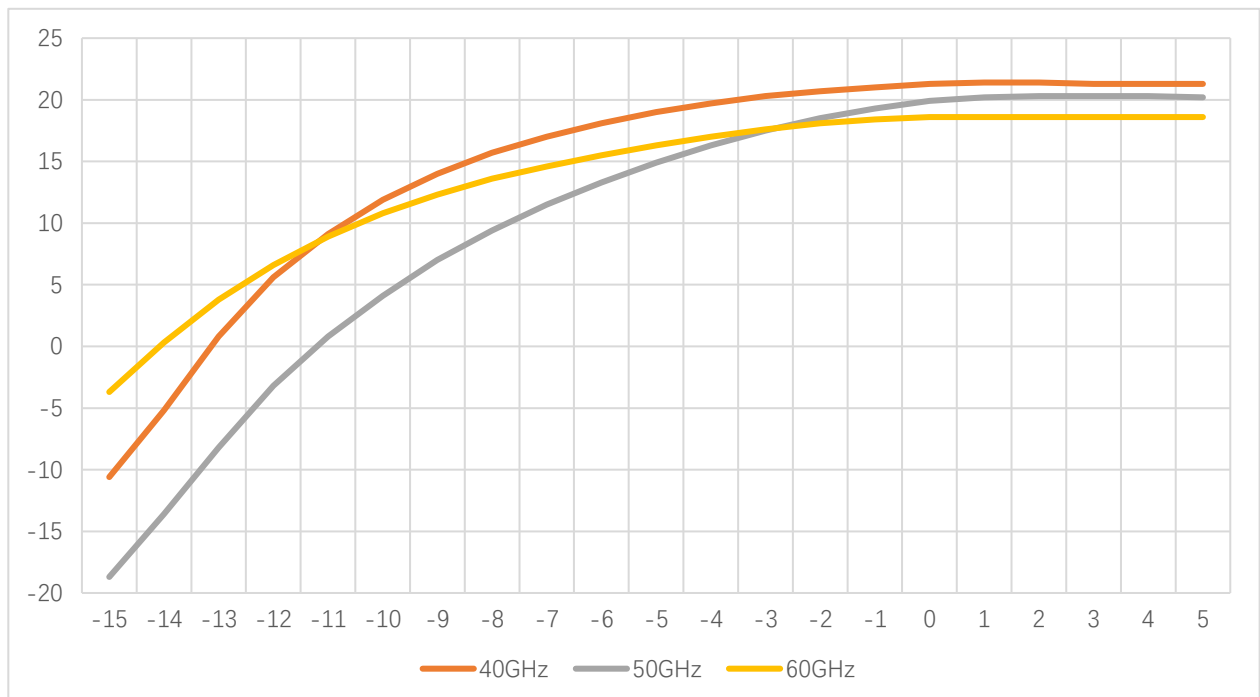
AT-AM4-4060-18XC

Active Multiplier x4, 40-60GHz Pout=+18dBm

Test Data




Pout vs Frequency, Pin=+3dBm



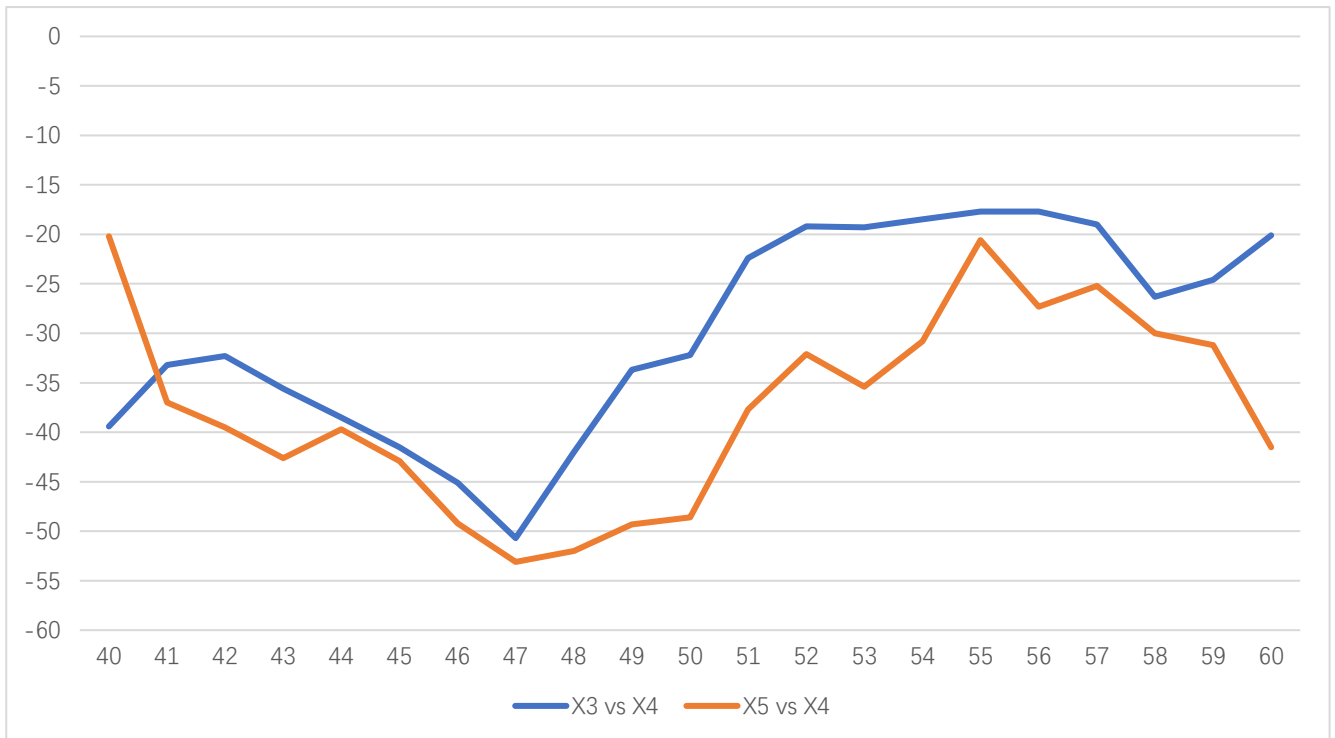
Pout vs Pin at 40/50/60GHz





AT-AM4-4060-18XC

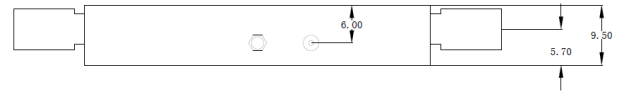
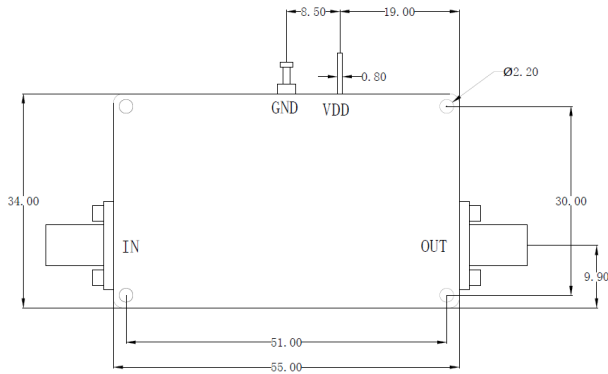
Active Multiplier x4, 40-60GHz Pout=+18dBm



X3/X5 Suppression vs X4 Pout

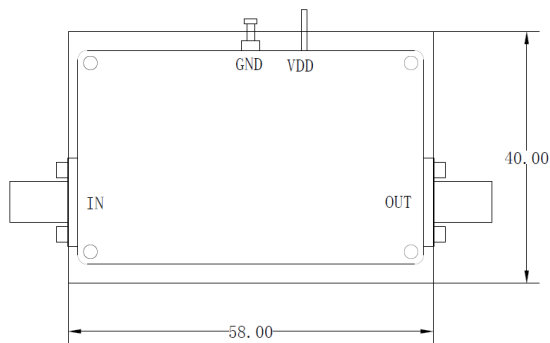


Dimension: (Unit:mm)



	<26.5GHz	<40GHz	<50GHz	<67GHz
Connector	SMA	2.92mm	2.4mm	1.85mm
Length of a	9.4mm	9.5mm	10.8mm	11.3mm

Note: Female Default. Contact with us for other types.



Including a small heatsink without Fan if output Power higher than +20dBm.

Customers can remove it or use their own heatsink according to actual situation.

Heatsink required during operation

